

# CEL GLASS HARDWARE

4502 3<sup>rd</sup> Ave, Brooklyn, NY 11220

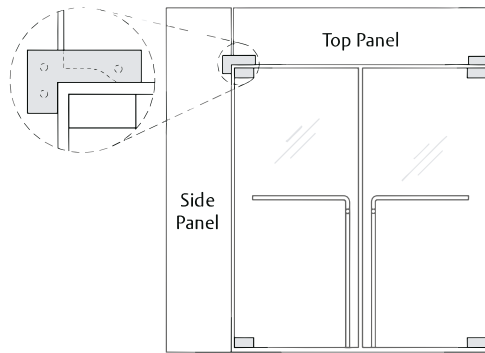
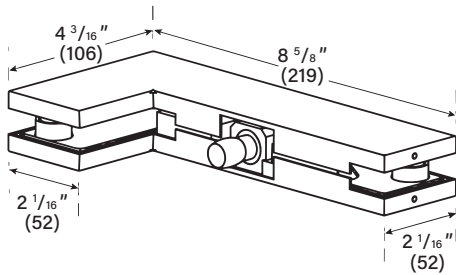
Tel: 929-888-9605 Email: celglasshardware@gmail.com

www.celglasshardware.com

## Glass Fabrication Sketch

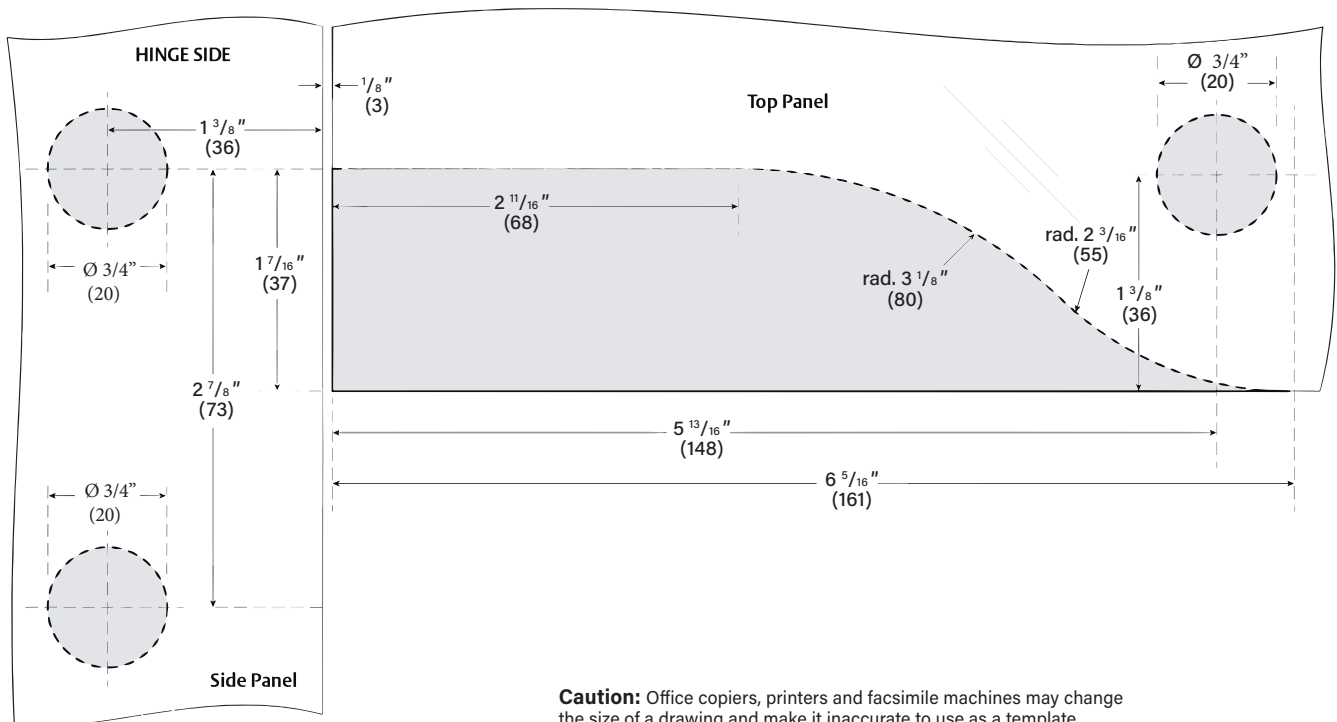
### CPH40, Sidelite Transom Patch Fitting

DIMENSIONS IN INCHES (MILLIMETERS)  
NOT TO SCALE



#### USE FABRICATION SKETCH TO DRILL AND CUT GLASS.

Cut away glass (shaded area) along dotted line to match sketch dimensions. Drill 13/16" (20 mm) diameter holes.



**Caution:** Office copiers, printers and facsimile machines may change the size of a drawing and make it inaccurate to use as a template.